



# ACTIVE Captivate for Camps and Class Manager Release Notes v1.7

---

Release Date

April 28<sup>th</sup>, 2022

# ACTIVE Captivate for Camps and Class Manager (CCM) Release Notes

## Contents

<b>New features .....</b>	<b>3</b>
Photo management updates .....	3
Preview scheduled photos .....	3
Preview customer reported photos .....	3
ACTIVE Captivate Portal: notification response reporting .....	4
ACTIVE Captivate iOS and Android mobile apps: mark a photo as a favorite .....	6
ACTIVE Captivate iOS and Android mobile apps: delete account .....	6

# ACTIVE Captivate for Camps and Class Manager (CCM) Release Notes

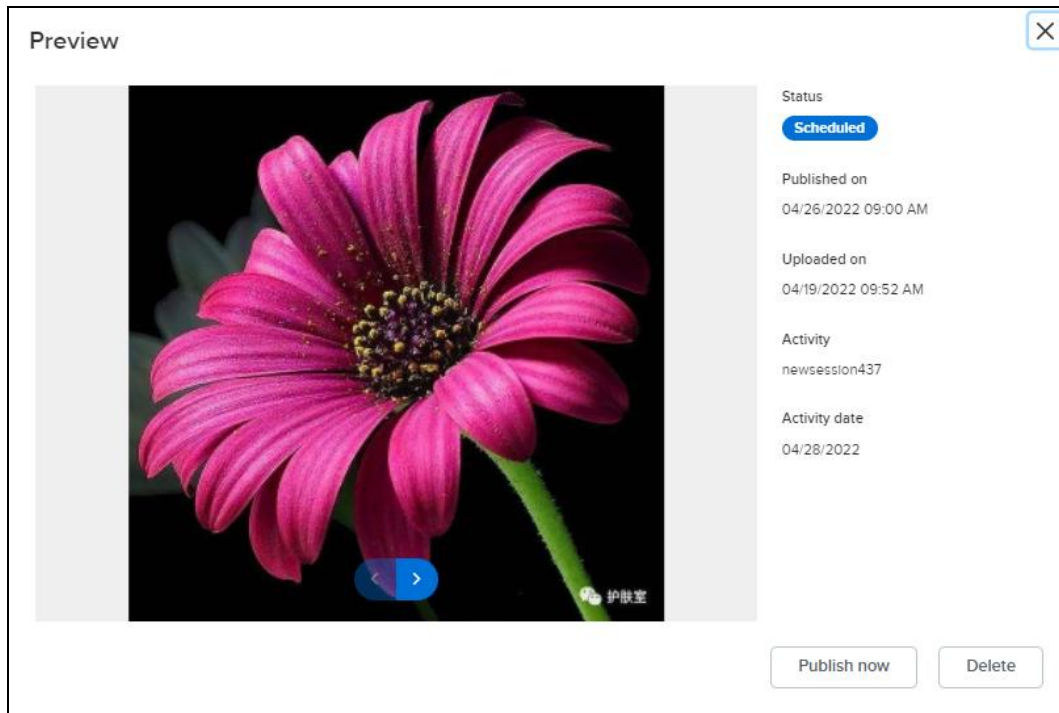
## New features

### Photo management updates

In this release, the ACTIVE Captivate Portal > **Photo management** feature has the following updates:

#### Preview scheduled photos

Agency users can now preview an enlarged scheduled photo with the photo's details including publishing time, upload time, activity name, **Activity date** (previously known as **Occurrence date**) and status (**Scheduled**):

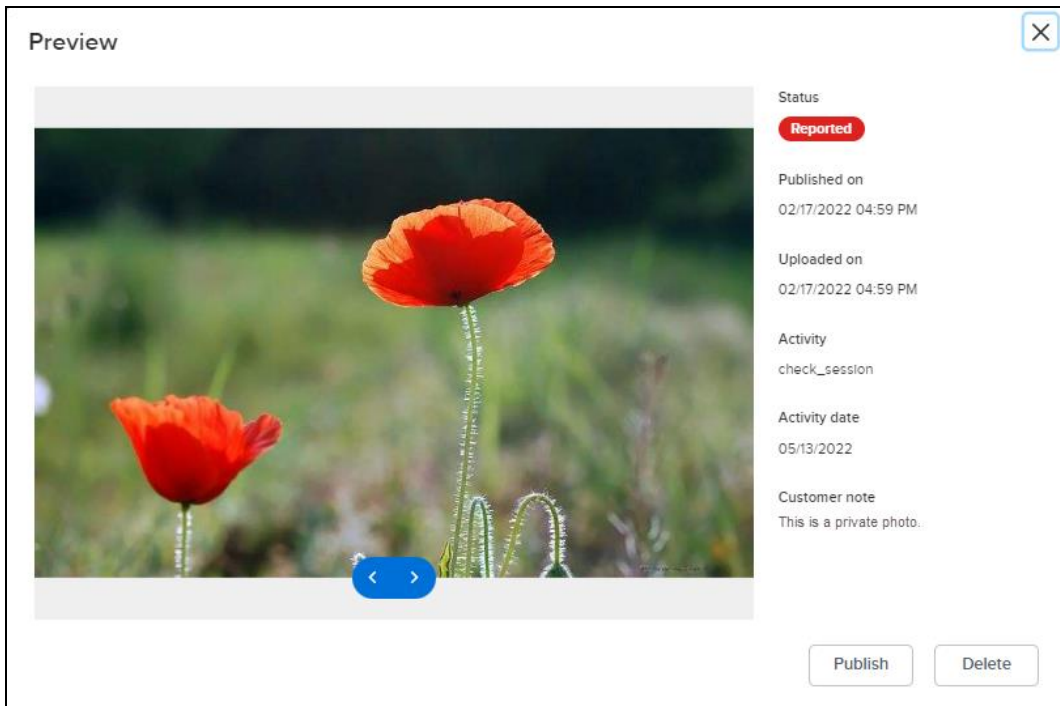


Agency users can **Publish now** or **Delete** the photo.

#### Preview customer reported photos

Agency users can now preview an enlarged customer reported photo with the photo's details including publishing time, upload time, activity name, **Activity date** (previously known as **Occurrence date**), status (**Reported**) and **Customer note**.

# ACTIVE Captivate for Camps and Class Manager (CCM) Release Notes



Agency users can **Publish** or **Delete** the photo.

## ACTIVE Captivate Portal: notification response reporting

Agency users can now easily see the effectiveness of links in ACTIVE Captivate app notifications in the ACTIVE Captivate Portal > **Front Desk** > **Notifications** > **Sent** tab > a notification > **CLICKS** column, which indicates the number of app users who clicked any link in the notification:

Notifications					Create a notification
Drafts	Scheduled	Sent			
SUBJECT	SENT DATE	SENT	OPENED	CLICKS	
<a href="#">by QA alk1964 auto case</a>	4/14/2022 4:47 PM	6	2	2	
<a href="#">V2.91_notification_04</a>	3/4/2022 9:03 PM	1	0	0	
<a href="#">V2.91_notification_03</a>	3/4/2022 8:03 PM	4	0	0	

To view a detailed report of app users' responses to a notification, click the notification **SUBJECT**:

# ACTIVE Captivate for Camps and Class Manager (CCM) Release Notes

## View report

View notification
Download report

---

### Summary

**Subject** by QA alk1964 auto case

**Sent date** 4/22/2022 10:34 AM

**Recipients** All customers

**App launch** 33% (2/6)

**Reads** 33% (2/6)

**Total clicks** 33% (2/6)

Recipients (6)   Clicked links (3)
 

🔍 Search by customer name

CUSTOMER NAME	CUSTOMER NUMBER	APP LAUNCH	READS	CLICKS
We Erer	578	No	No	No
Newstar Liu	387	No	No	No
Vanessa Qaone	557	No	No	No
David Susan	375	Yes	Yes	Yes

- Bar charts indicate the number and proportion of notification recipients who:
  - Launched the ACTIVE Captivate app (**App launch**) after receiving the notification.
  - Read the notification (**Reads**).
  - Clicked a link in the notification (**Total clicks**).
- The **Recipients** tab lists the response of individual recipients to the notification in the **APP LAUNCH**, **READS** and **CLICKS** columns.
- The **Clicked links** tab lists each link in the notification and the corresponding total number of clicks for the link:

## View report

View notification
Download report

---

### Summary

**Subject** by QA alk1964 auto case

**Sent date** 4/22/2022 10:34 AM

**Recipients** All customers

**App launch** 33% (2/6)

**Reads** 33% (2/6)


**Total clicks** 33% (2/6)

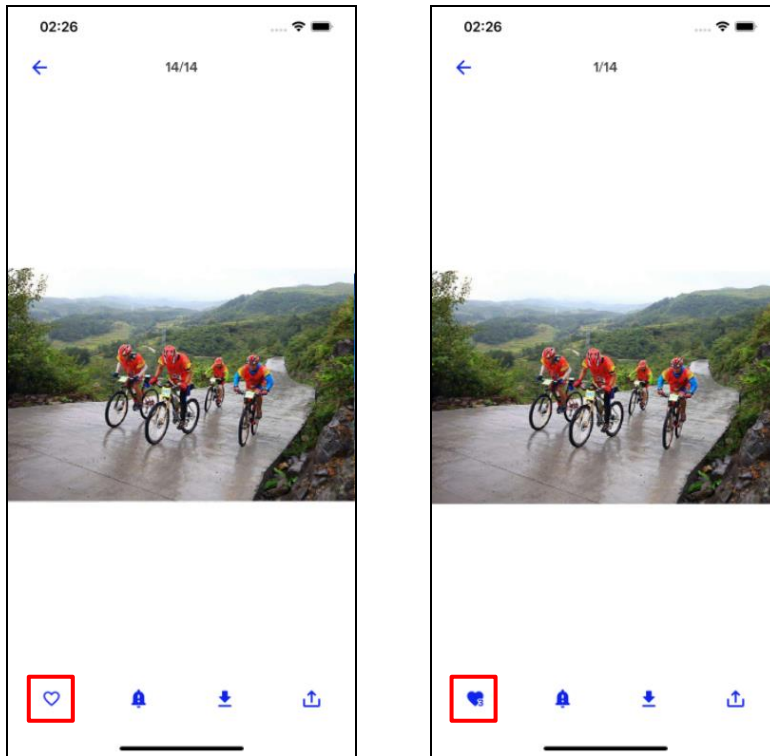
Recipients (6)   Clicked links (3)

URL	CLICKS
https://www.1.com/	1
https://www.qq.com/	1
https://www.baidu.com/	2

# ACTIVE Captivate for Camps and Class Manager (CCM) Release Notes

## ACTIVE Captivate iOS and Android mobile apps: mark a photo as a favorite

ACTIVE Captivate app users can now view the total number of likes for a photo and mark it as a favorite by tapping the  icon:



## ACTIVE Captivate iOS and Android mobile apps: delete account

For privacy reasons, in the ACTIVE Captivate app, consumers can now delete their ACTIVE Passport account by tapping the avatar picture > **Delete my account** link, which (after confirmation) opens the **Claim your data** webpage for their Passport account:

