



ACTIVE Captivate for Camps and Class Manager Release Notes v3.1

Release Date

October 27th, 2022

ACTIVE Captivate for Camps and Class Manager (CCM) Release Notes

Contents

New features	3
Configure challenges.....	3
Create a challenge.....	3
Edit a challenge	6
Delete a challenge.....	6
View challenge details and progress.....	6
Join challenges in the ACTIVE Captivate app	8
Receive a challenge.....	8
View challenges.....	11
View challenge awards.....	12

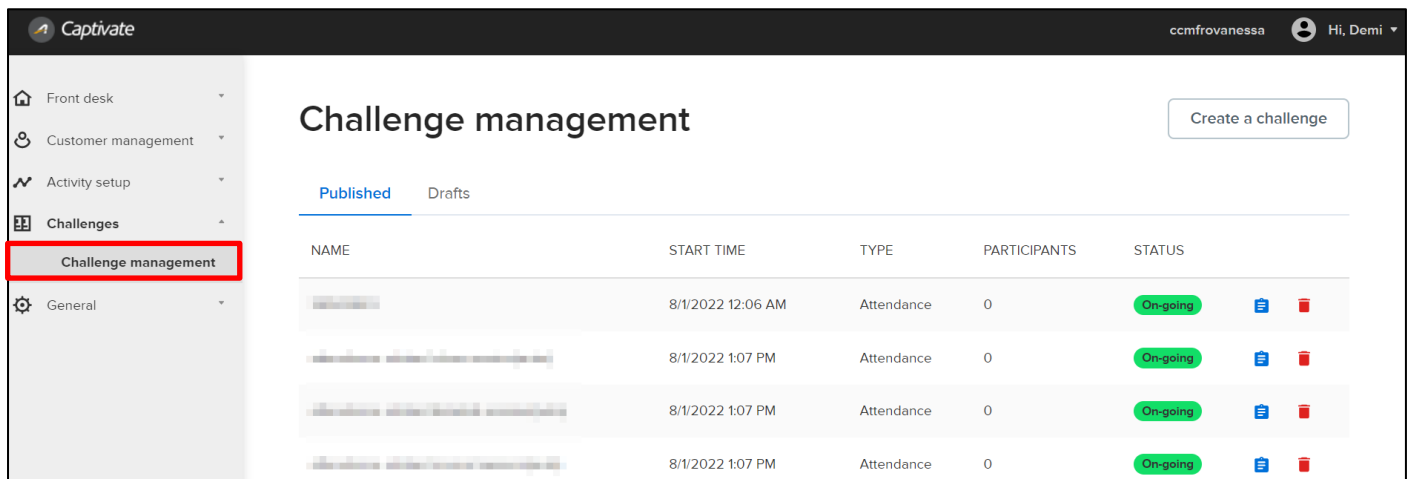
ACTIVE Captivate for Camps and Class Manager (CCM) Release Notes

New features

Configure challenges

Organizations can now create challenges for their ACTIVE Captivate app users on the ACTIVE Captivate Portal > **Challenges** > **Challenge management** page.

The **Challenge management** page lists all challenges (in alphabetical order) and their **START TIME**, **TYPE**, number of **PARTICIPANTS** and **STATUS**:



NAME	START TIME	TYPE	PARTICIPANTS	STATUS
[REDACTED]	8/1/2022 12:06 AM	Attendance	0	On-going
[REDACTED]	8/1/2022 1:07 PM	Attendance	0	On-going
[REDACTED]	8/1/2022 1:07 PM	Attendance	0	On-going
[REDACTED]	8/1/2022 1:07 PM	Attendance	0	On-going

Create a challenge

To create a new challenge:

1. Click the **Create a challenge** button:

ACTIVE Captivate for Camps and Class Manager (CCM) Release Notes

Challenges > Challenge management > Create a challenge


Create a challenge

Challenge name*

Challenge type* Fitness Attendance

Goal* Steps

Reward details*

Badge image* 

Challenge starts from*

Challenge ends* By defined date and time

By the number of customers who meet the goal

Invitees* All customers

Registrants

Use code to participate

2. Enter a unique **Challenge name**.
3. Select the **Challenge type** > **Fitness** or **Attendance**:
 - For **Fitness** challenges, select the **Goal** type >:

Challenge name*

Challenge type* Fitness Attendance

Goal* Steps

Reward details*

- ✓ Step count
- Distance walking or running
- Stair flights climbed
- Calories burned

- **Step count** and enter the goal as the number of **steps**.

ACTIVE Captivate for Camps and Class Manager (CCM) Release Notes

- **Distance walking or running** and enter the goal distance and select the distance unit from **KM** or **Miles**.
- **Stair flights climbed** and enter the number of flights (this type of challenge appears only in the iOS version of the ACTIVE Captivate app).
- **Calories burned** and enter the number of **Calories**.
- For **Attendance** challenges, select an applicable activity in **For activity** and then enter the **Check-in count**.

Create a challenge

Challenge name*

Challenge type* Fitness Attendance

For activity*

Check-in count* By day By number of customers

Reward details*

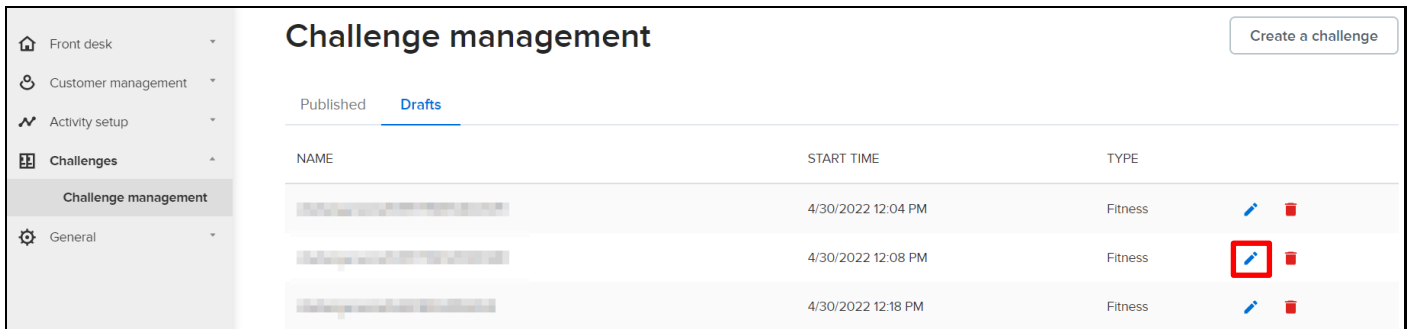
4. Enter the **Reward details**.
 5. Use the default **Badge image** or upload a **Badge image** by clicking the **+** button and selecting an image file.
 6. In the **Challenge starts from** section, select the **Start date** and **Start time** for the challenge.
 7. In the **Challenge ends** section, select to end the challenge:
 - **By defined date and time** and then select the **End date** and **End time**.
 - For Fitness challenges only, **By the number of customers who meet the goal** and then enter the number of **Customers**.
 8. Select which type of app users can participate in this challenge from **Invitees** >:
 - **All customers**: all app users.
 - **Registrants**: only app users who are registered for an activity.
 - **Use code to participate**: only app users who have been sent the participation code, and then enter the participation code for this challenge.
- Note:** For **Attendance** challenges, only participants who are registered for the selected activity can accept and participate in the challenge.
9. After configuring the challenge:
 - To save the challenge and continue editing it later, click **Save as draft**.

ACTIVE Captivate for Camps and Class Manager (CCM) Release Notes



- To save the challenge and send it to the selected ACTIVE Captivate app users, click **Send**.
- To discard all changes, click **Cancel**.

Edit a challenge


To edit a draft challenge, click the **Drafts** tab >  icon:

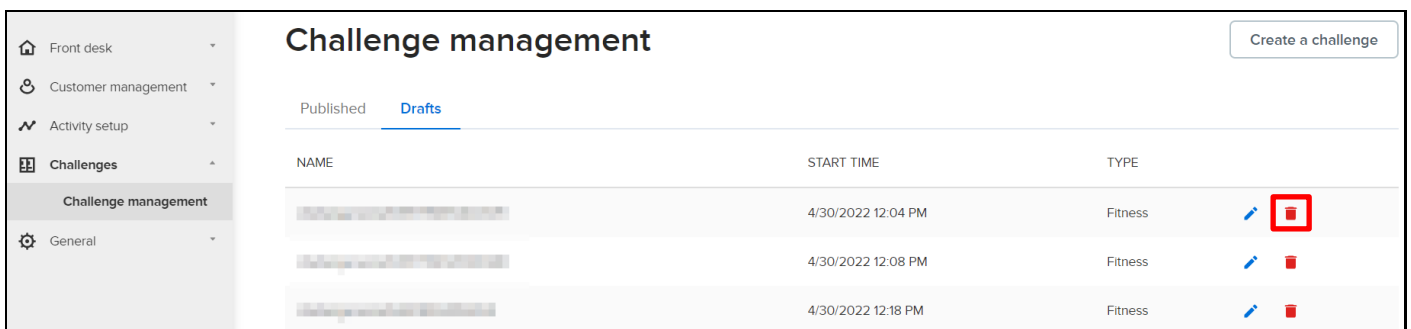


The screenshot shows the 'Challenge management' interface. On the left is a navigation menu with 'Challenges' expanded to 'Challenge management'. The main area has 'Published' and 'Drafts' tabs, with 'Drafts' selected. A table lists challenges with columns for 'NAME', 'START TIME', and 'TYPE'. The second row is highlighted, and its edit icon (pencil) is circled in red.






NAME	START TIME	TYPE	
[Redacted]	4/30/2022 12:04 PM	Fitness	 
[Redacted]	4/30/2022 12:08 PM	Fitness	 
[Redacted]	4/30/2022 12:18 PM	Fitness	 

Delete a challenge


To delete a draft challenge, click the **Drafts** tab >  icon:



The screenshot shows the 'Challenge management' interface. On the left is a navigation menu with 'Challenges' expanded to 'Challenge management'. The main area has 'Published' and 'Drafts' tabs, with 'Drafts' selected. A table lists challenges with columns for 'NAME', 'START TIME', and 'TYPE'. The first row is highlighted, and its delete icon (trash) is circled in red.

NAME	START TIME	TYPE	
[Redacted]	4/30/2022 12:04 PM	Fitness	 
[Redacted]	4/30/2022 12:08 PM	Fitness	 
[Redacted]	4/30/2022 12:18 PM	Fitness	 

View challenge details and progress

To view details and progress of a published challenge, click the **Published** tab > corresponding  icon:

ACTIVE Captivate for Camps and Class Manager (CCM) Release Notes

Challenge management Create a challenge

Published Drafts

NAME	START TIME	TYPE	PARTICIPANTS	STATUS
[Redacted]	8/1/2022 12:06 AM	Attendance	0	On-going
[Redacted]	8/1/2022 1:07 PM	Attendance	0	On-going
[Redacted]	8/1/2022 1:07 PM	Attendance	0	On-going
[Redacted]	8/1/2022 1:07 PM	Attendance	0	On-going

Basics

Type: Fitness

Start from: 5/2/2022 7:07 AM

Ends by: 11/9/2024 4:02 AM

Invitees: Participate code: Abc123456

Goal: Step count: 10000 step(s)

Badge and Award

Reward details

Trends

1

0

29/9 30/9 1/10 2/10 3/10 4/10 5/10 6/10 7/10 8/10 9/10 10/10

● Customer joined per day ● Customer completed per day

Attendees (1)

CUSTOMER NAME	EMAIL ADDRESS	PROGRESS
Vanessa Qaone	[Redacted]	10 (0.10%)

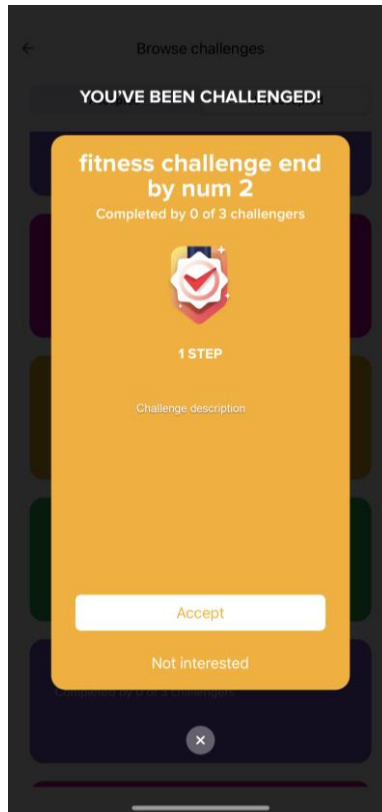
- Challenge details are displayed in the **Basics** and **Badge and Award** sections.
- The **Trends** graph displays the number of **Customer joined per day** and **Customer completed per day** in the last 12 days.
- The **Attendees** section lists each participant's **CUSTOMER NAME**, his/her **EMAIL ADDRESS** and **PROGRESS** in the challenge.

ACTIVE Captivate for Camps and Class Manager (CCM) Release Notes

Join challenges in the ACTIVE Captivate app

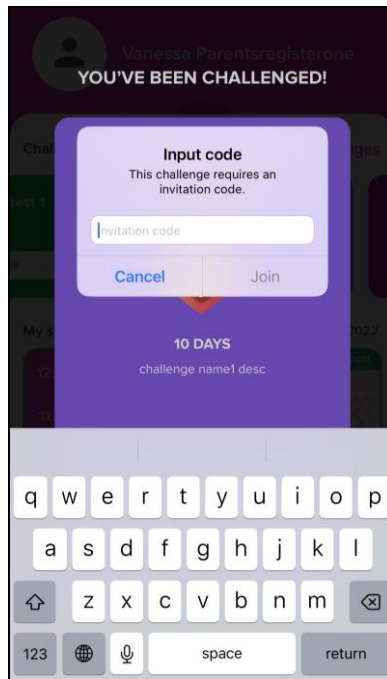
Receive a challenge

After a challenge is sent, it appears as a popup in the ACTIVE Captivate app after the app is next opened. Consumers can then:



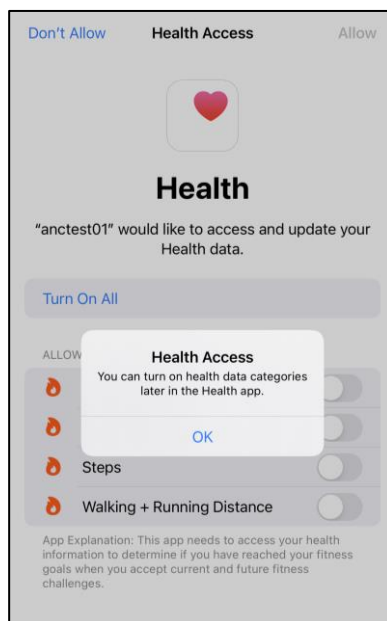
- View different challenges by swiping left or right.
- Accept a challenge by tapping **Accept**:
 - If the challenge was configured to **Use code to participate**, then the user is prompted to enter the participation code:

ACTIVE Captivate for Camps and Class Manager (CCM) Release Notes



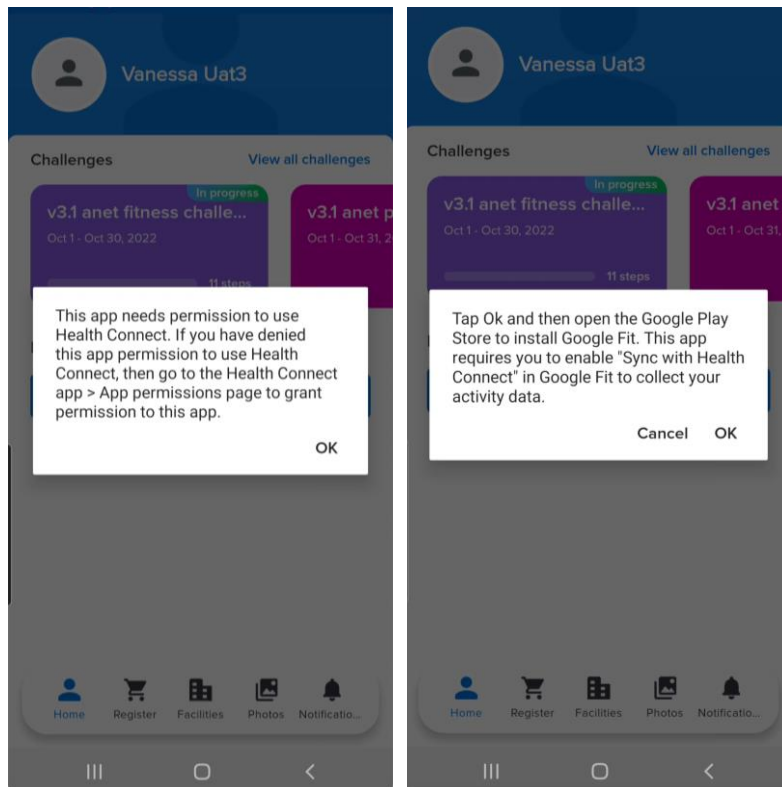
- If the challenge is a **Fitness** challenge, then the user is prompted to grant permission for the ACTIVE Captivate app to access the user's health data:

IOS:

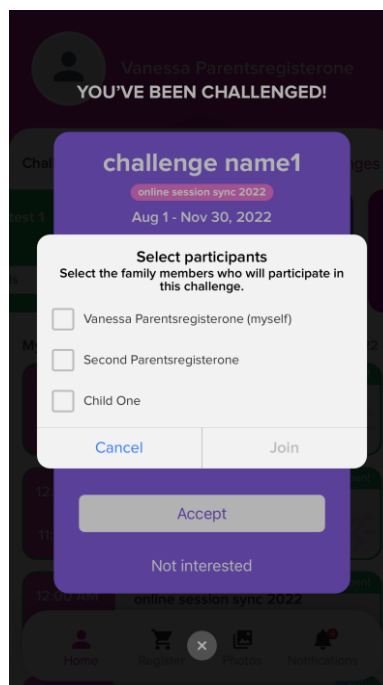


Android:

ACTIVE Captivate for Camps and Class Manager (CCM) Release Notes



- If the challenge is an **Attendance** challenge, then the user is prompted to select participants in his/her family who are registered for the activity to join the challenge:

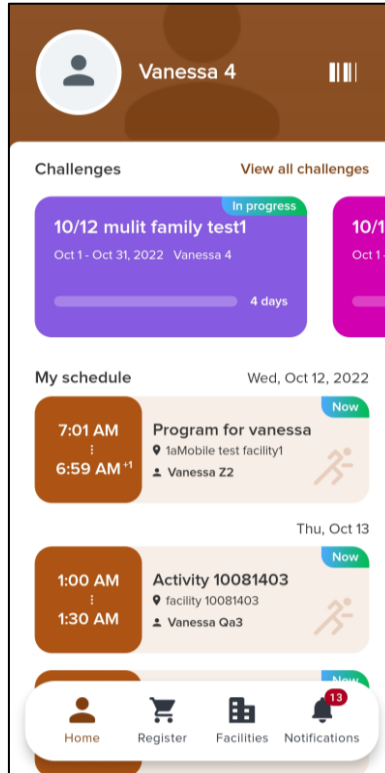


- Decline a challenge by tapping **Not interested**.

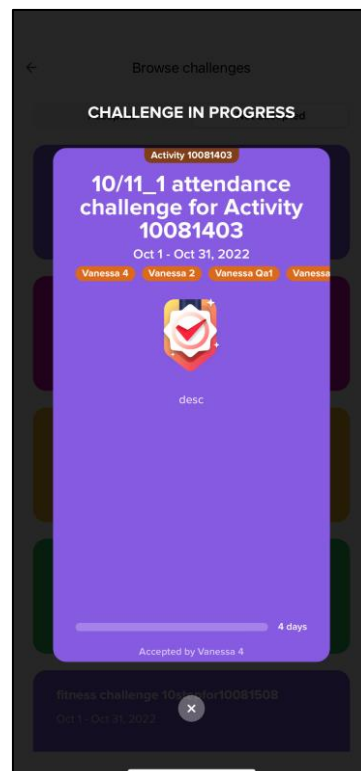
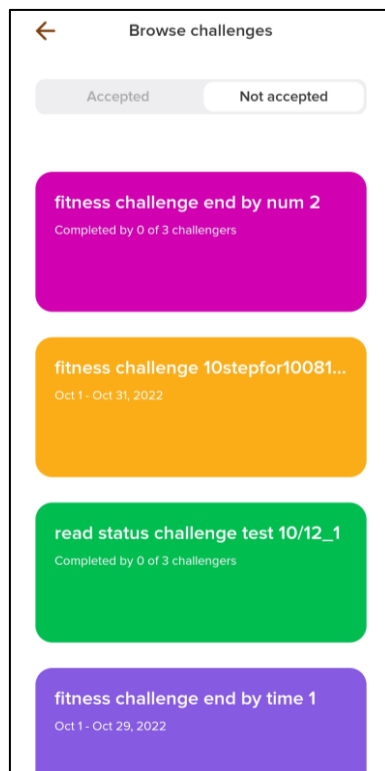
ACTIVE Captivate for Camps and Class Manager (CCM) Release Notes

View challenges

Consumers can view a summary of all their accepted (in progress) and not yet accepted challenges in **Home > Challenges**:



- To view challenges by status, tap the **Accepted** or **Not accepted** tab:

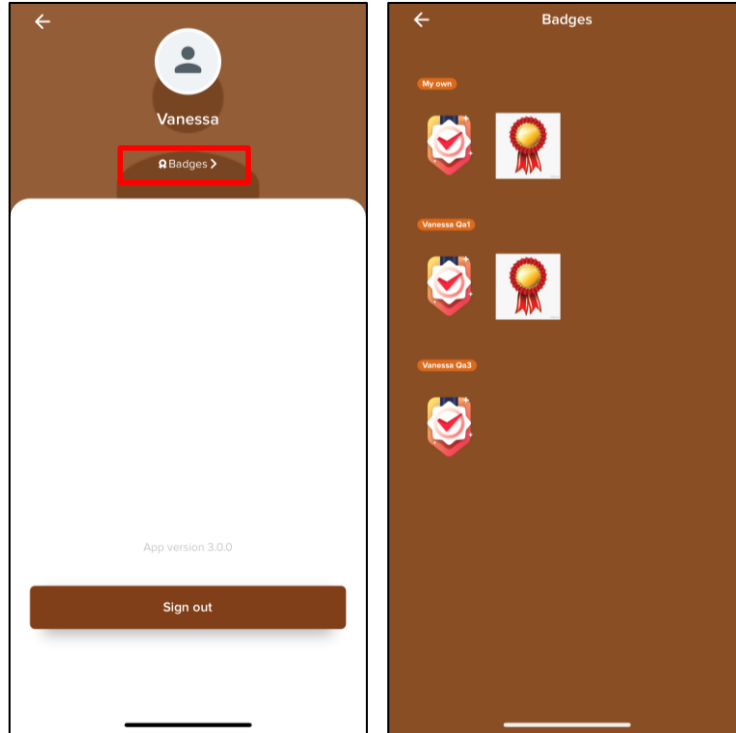


ACTIVE Captivate for Camps and Class Manager (CCM) Release Notes

- To view the details of a challenge, tap the challenge.

View challenge awards

Consumers can view awarded badges for their own and their family members' completed challenges by tapping the avatar picture > **Badges** link:



To view the details of each completed challenge, tap the badge icon:

