



# Camp & Class Manager 14.11 Release Notes

---

Release Date	Tuesday, December 3, 2024
Release Overview	Creating and configuring gender options
Market/Strategic Goals	Product milestones and usability enhancements
Target Customers	Lite and Plus Customers

# Camp and Class Manager Release Notes


## Contents

Creating and configuring gender options .....	3
-----------------------------------------------	---

# Camp and Class Manager Release Notes

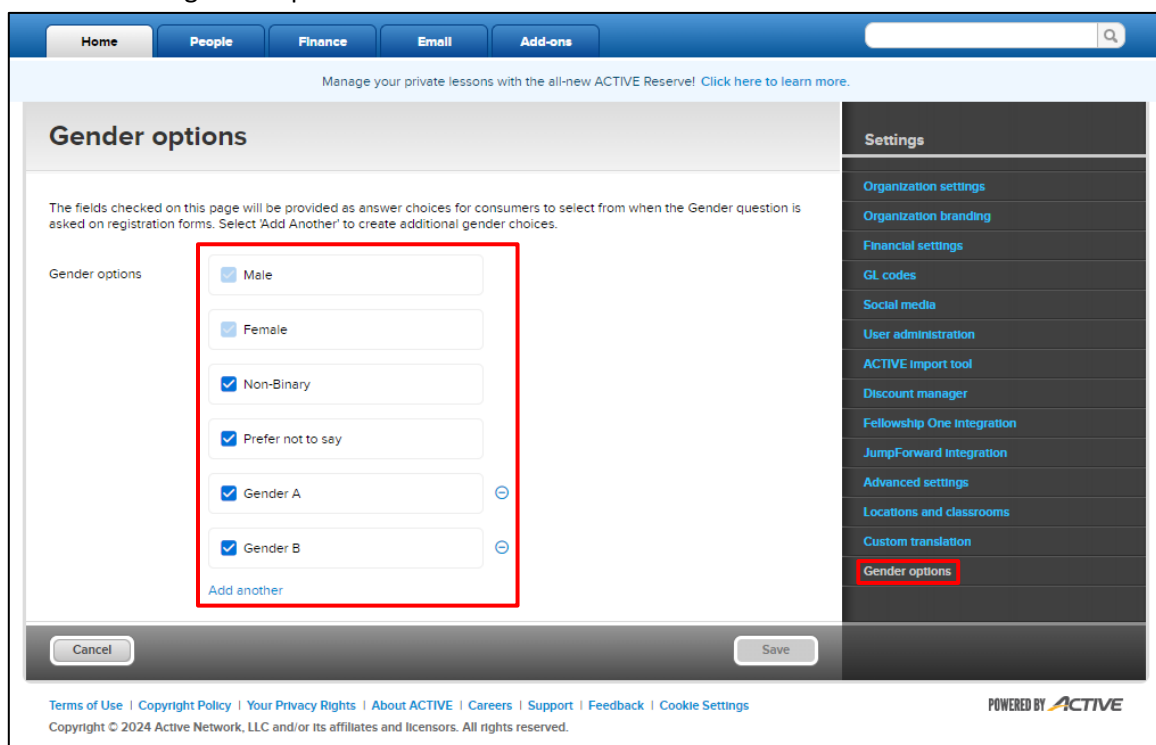
## Creating and configuring gender options

To help organizations support expanded gender identities, Camp & Class Manager has introduced new options to customize the answer choices provided when asking for participant gender on registration forms. This release expands the existing gender options of **Male** and **Female** by including two additional predefined options for **Non-binary** and **Prefer not to say**. These new gender options are disabled by default in the agency settings until an organization chooses to enable them. In addition to these new built-in gender options, organizations can also create additional gender options in the agency settings to further customize the list of options provided to participants.

In the AUI, to create custom gender options, agency users can open the header  **Agency Settings icon > Settings sidebar > Gender options** page.

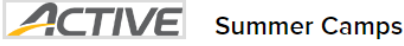
On the **Gender options** page, agency users can:

- Create additional custom gender options to offer on registration forms by clicking **Add another** and entering the name of the desired gender option.
  - Note: Custom gender fields support up to 50 characters. Special characters and emojis are also supported.
- Enable or disable **Non-Binary**, **Prefer not to say** or any additional custom gender options. Any options checked on this page will be included as gender options on all registrations asking for participant gender.
- Delete a custom gender option.



Once additional gender options are configured and saved, agency users and participants can select predefined and additional custom gender options when completing registrations from the AUI and CUI.

# Camp and Class Manager Release Notes



## Registration Information

COMPLETE THE FOLLOWING INFORMATION TO REGISTER

**1 | ENTER YOUR EMAIL ADDRESS**

✓ samet541985@adgome.com [Change email address](#)

**2 | PARTICIPANTS & OPTIONS** [Add sessions](#)

**SessionA** [Remove](#)  
12/27/2040 - 12/20/2041  
Kirkland  
TuitionA1 \$80.00

**Who is attending?**

\* Participant  First name  Last name

\* Date of birth  MM/DD/YYYY [Why do we ask this?](#)

\* Gender  Gender A

**Session options**

		Qty.	Price
<input type="checkbox"/> GSO01	Male	1	\$20.00
<input type="checkbox"/> GSO01	Female		
<input type="checkbox"/> GSO01	Non-Binary		
<input type="checkbox"/> GSO01	Prefer not to say		
<input type="checkbox"/> GSO2	Gender A	1	\$100.00
<input type="checkbox"/> GSO2	Gender B		

Description

Perseverance is a crucial ingredient for success in any field....

[View More](#)

[CONTINUE](#)

**3 | REGISTRATION FORMS**

[CONTINUE TO CART](#)

**HAVE QUESTIONS?**

**SessionA contact**

888-888-8888

test@null.active.com

SECURE ONLINE REGISTRATION

Predefined and additional custom gender options are visible on the following pages in the AUI:

- Front desk registration
- Sessions tab view
- Custom segments
- Custom reports
- Email Tool – Dynamic List Creation
- Attendance portal
- ACTIVE import tool

## Camp and Class Manager Release Notes

Gender options including predefined and additional custom genders can be retrieved by using the following APIs:

- camps-person-detail-info-v2
- camps-person-detail-info