



ACTIVE Captivate for Camps and Class Manager Release Notes

Release Date

May 15, 2025

ACTIVE Captivate for Camps and Class Manager (CCM) Release Notes

Contents

Filtering notification and photo recipients by group assignments and groups	3
Renaming session statuses	6

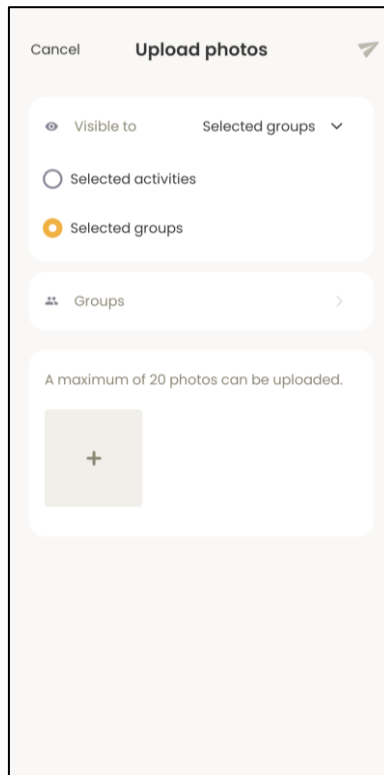
ACTIVE Captivate for Camps and Class Manager (CCM) Release Notes

Sending notifications and photos to selected group assignments and groups

As part of our focus to continue improving the convenience of use, when sending a notification or uploading photos in the Captivate Instructor app, users can now select specific group assignments or groups of users as the recipients of uploaded photos and notifications.

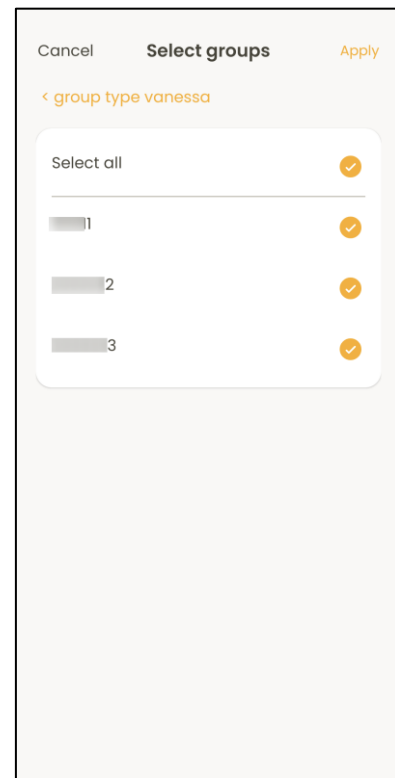
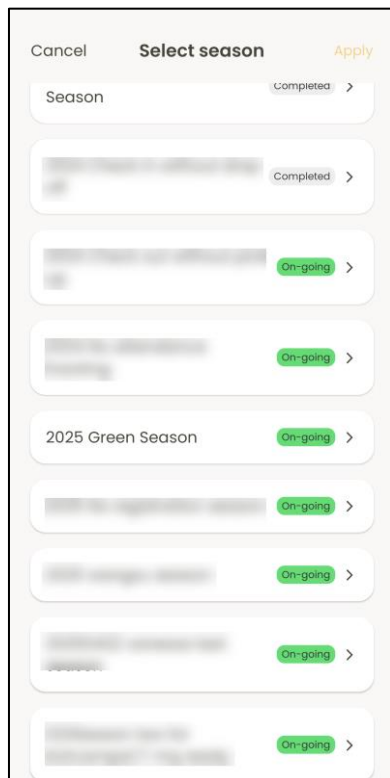
To filter the recipients of photos by selected groups:

1. Tap the **Activity photos** > + button.
2. In the **Upload photos** page > **Visible to** field, select **Selected groups**.



3. Select the **Groups** field > a season > a group assignment > a group or multiple groups and click **Apply**.

ACTIVE Captivate for Camps and Class Manager (CCM) Release Notes

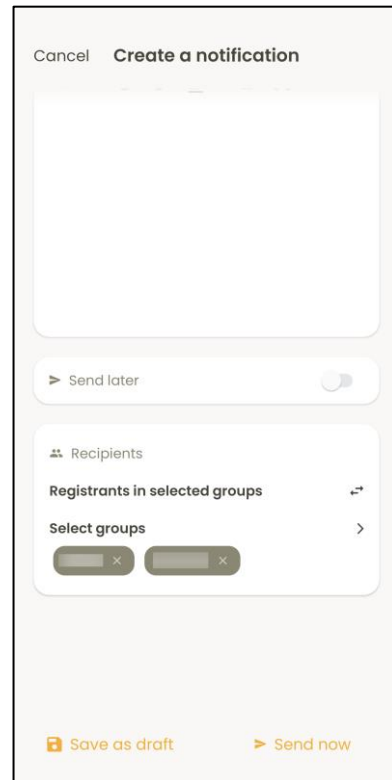
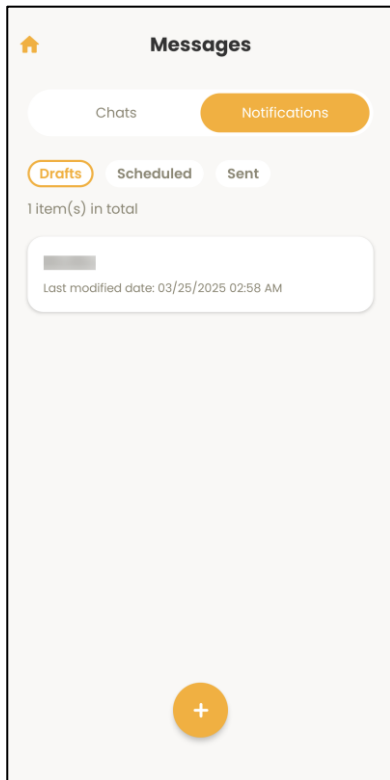


4. (Optional) Tap the **Groups** field to select more groups under a group assignment of a different or same season.
5. (Optional) Tap a selected group to remove it from the recipients.
6. Tap the + button to select the required photos (Note that a maximum of 20 photos can be uploaded).

To filter the recipients of notifications by selected groups:

1. Tap the **Messages > Notifications > +** button.
2. Select **Drafts** or **Scheduled** to edit an existing notification or tap the + button to create a new notification.
3. In the **Create a notification** page > **Recipients** field, select **Registrants in selected groups**.
4. Tap **Select groups** > a season > a group assignment > a group or multiple groups.
5. (Optional) Tap the **Select groups** field to select more groups under a group assignment of a different or the same season.
6. (Optional) Tap a selected group to remove it from the recipients.

ACTIVE Captivate for Camps and Class Manager (CCM) Release Notes



Reference: ALK-12305

ACTIVE Captivate for Camps and Class Manager (CCM) Release Notes

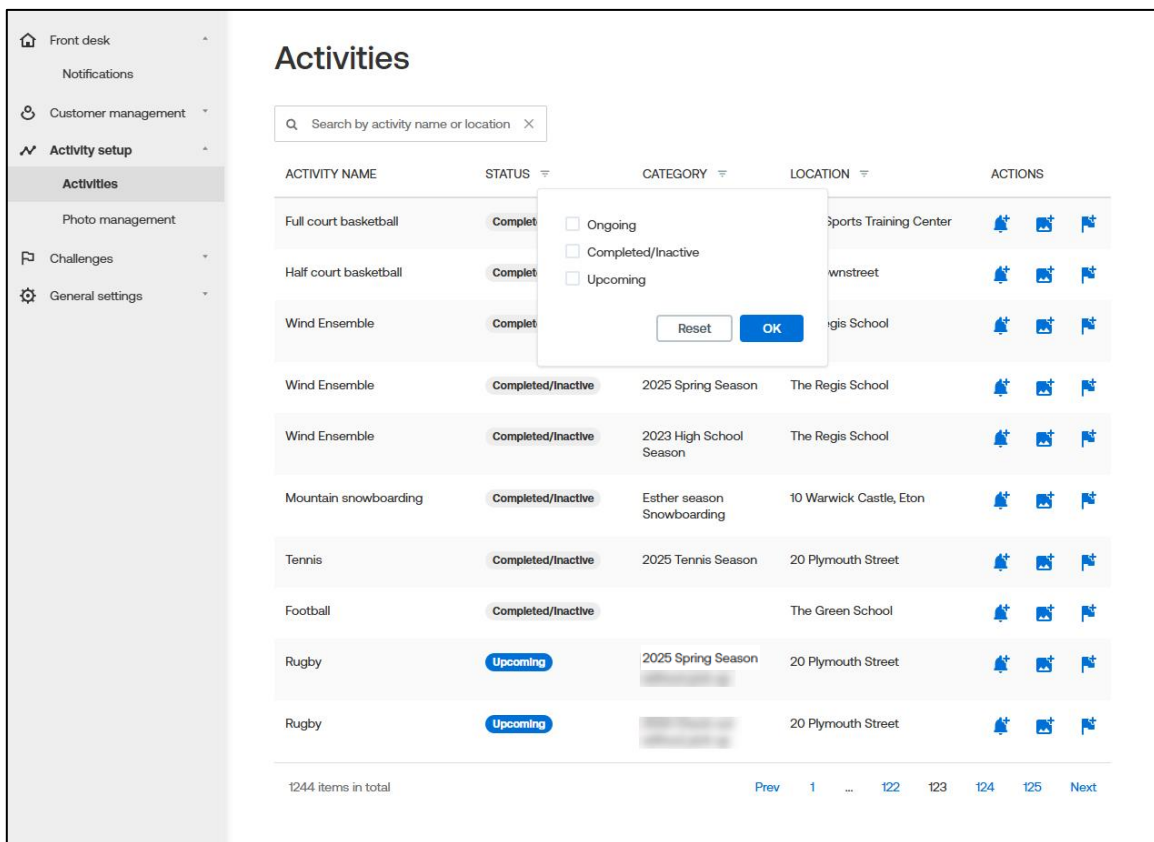
Renaming session statuses

To align with the status names in CCM, the statuses of sessions in the ACTIVE Captivate Portal are renamed:

- from **On hold** to **Upcoming** for sessions that have not reached the session start date whether they are configured as **Active** or **Inactive** in the AUI.
- from **Open** to **Ongoing** for sessions that are within the session start date and the session end date and are configured as **Active** in the AUI.
- from **Closed** to **Completed/Inactive: Completed** for sessions that have passed the session end date whether they are configured as **Active** or **Inactive** in the AUI. **Inactive** for sessions that are within the session start date and the session end date and are configured as **Inactive** in the AUI.

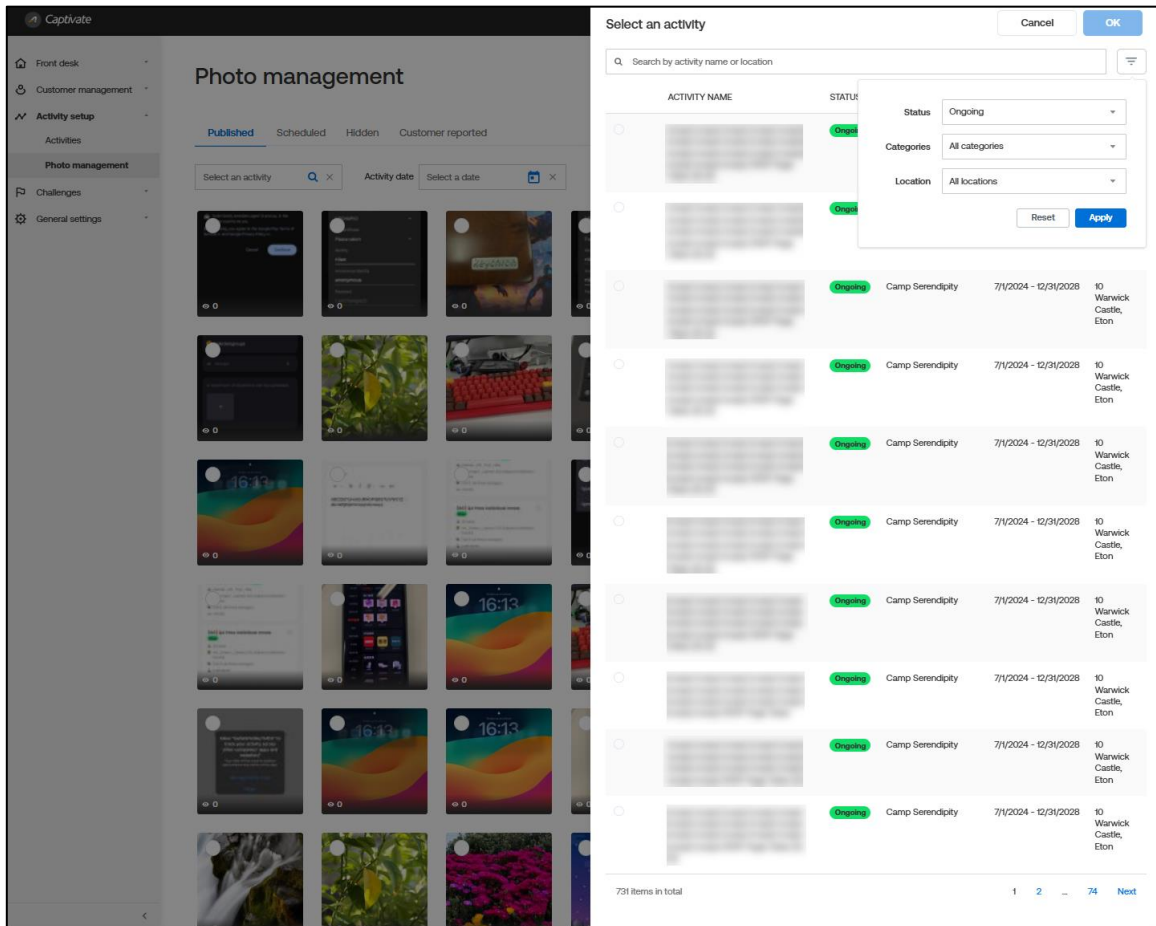
The session statuses in the ACTIVE Captivate portal have been renamed on the following pages:

- **Activity setup > Activities**



- **Activity setup > Photo management > Published > Select an activity**

ACTIVE Captivate for Camps and Class Manager (CCM) Release Notes



Reference: ALK-11930