



Product Release Notes for ACTIVEWorks Endurance – June 4, 2019

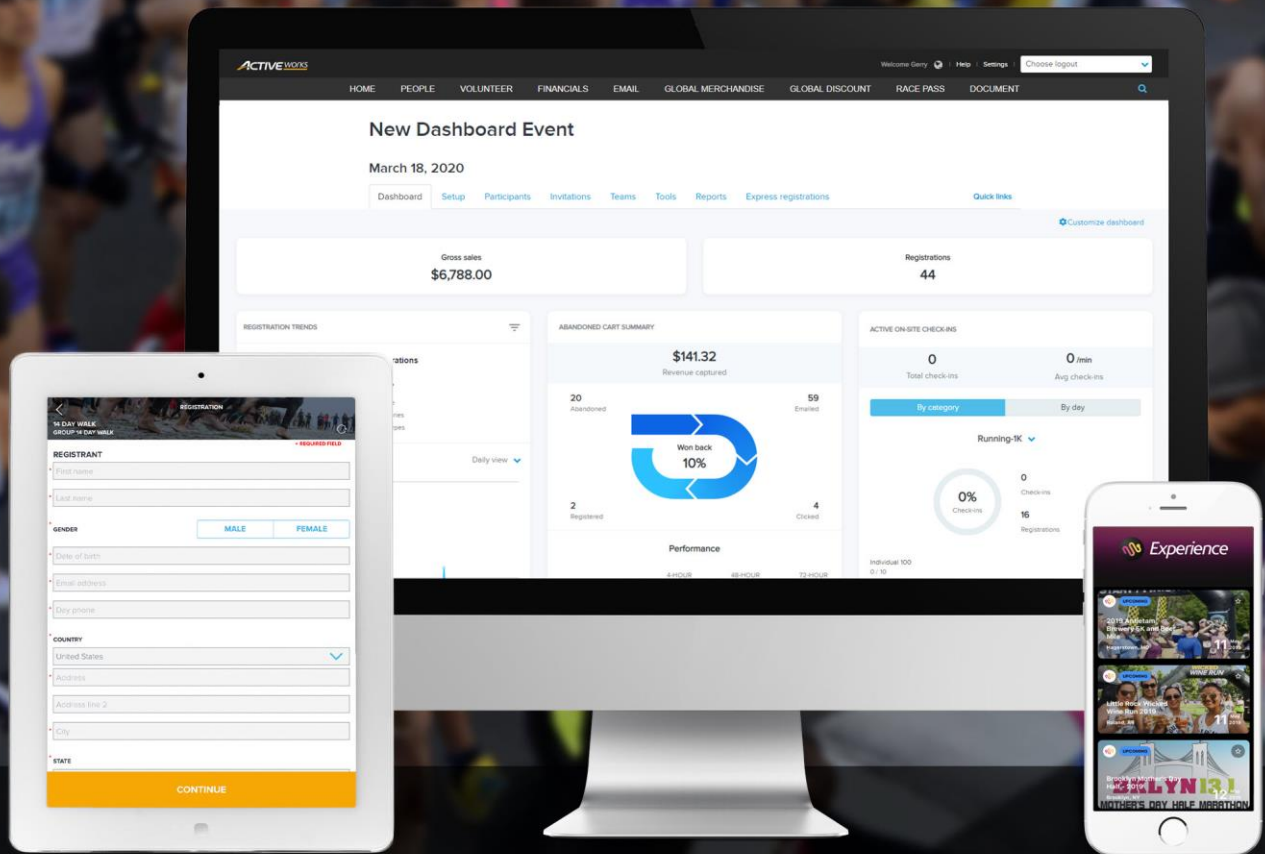



Table of Contents


ACTIVE Results: Display ACTIVE Experience app photos.....	2
New Dashboard: Referral summary component.....	3



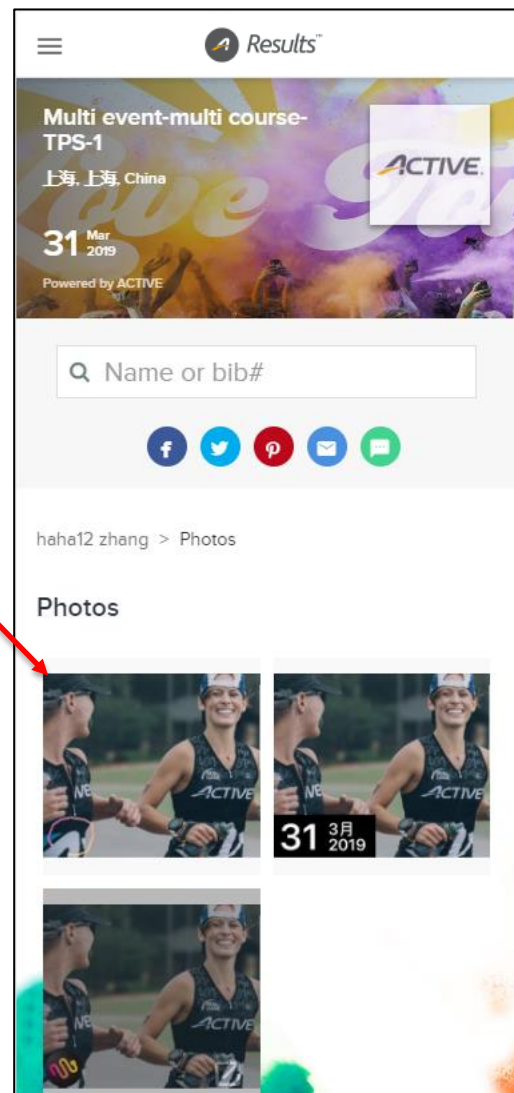
ACTIVE Results: Display ACTIVE Experience app photos


On a participant's page on the ACTIVE Results website, your spectators and participants can now click the  (**Photos**) icon to view photos taken and shared during the event from the ACTIVE Experience app:

ACTIVE Experience app:



ACTIVE Results website:



Users can click the  icon on the bottom-right of a photo to expand it to full-screen view.



New Dashboard: Referral summary component

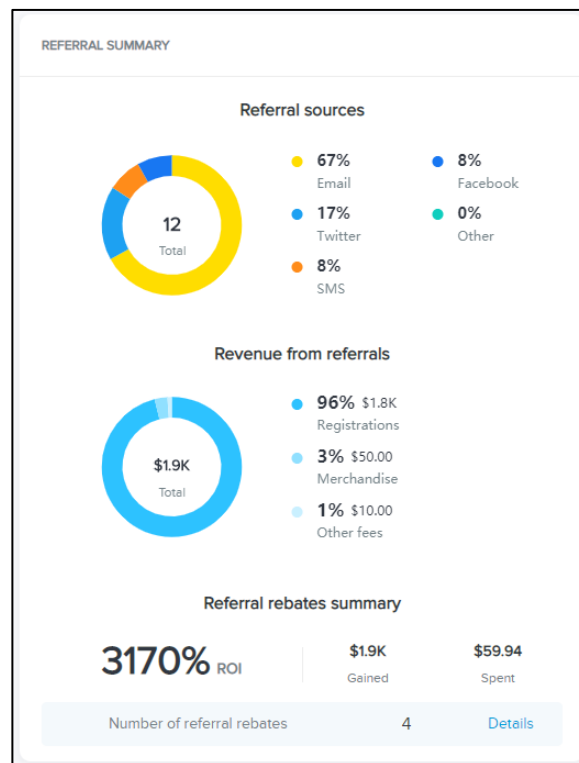
The new **Referral summary** component provides you and your staff with insights into:

- How many registrations were referred from links in **Facebook, Twitter, SMS, Email** and **Other** sources.
- **Registrations, Merchandise** and **Your fees** revenues earned from referrals.
- The performance of referral rebates.

The **Referral summary** component is visible only to your staff users with the **Event financial reports** permission:

Component	Required permission	Roles with the required permission					
		Owner	Accountant	Coordinator	Assistant	Timer	Custom*
Referral summary	Event financial reports	✓	✓	✓			✓

*Custom roles with the required permission selected.



The **Referral sources** ring chart displays the proportion of registrations referred from **Facebook, Twitter, SMS, Email** and **Other** sources. The **Total** number of referred registrations is displayed in the center of the chart. The legend on the right breaks down the percentage of referred registrations by source. Hover your cursor over a legend entry to highlight the corresponding ring chart segment.



The **Revenue from referrals** ring chart displays the proportion of referred revenues from **Registrations**, **Merchandise** sales and **Your fees**. The **Total** referred revenue is displayed in the center of the chart. The legend on the right breaks down the percentage and amount of referred revenues by source. Hover your cursor over a legend entry to highlight the corresponding ring chart segment.

The **Referral rebates summary** section summarizes the performance of referral rebates by displaying:

- The **ROI** (Return on Investment) of referral rebates ($= 100 * \text{Gained} / \text{Spent}$).
- The revenue **Gained** from referrals with referral rebates (= referred registration revenue – rebates).
- The amount **Spent** on referral rebates.
- The **Number of referral rebates** awarded.
- A **Details** link to open the **Tools > Discounts > Multi-person discount** page.



ACTIVE Network, LLC

© 2019 ACTIVE Network, LLC, and/or its affiliates and licensors. All rights reserved. No part of this publication may be reproduced, transmitted, transcribed, stored in a retrieval system, or translated into any computer language, in any form or by any means, electronic, mechanical, magnetic, optical, chemical, manual, or otherwise, without prior written permission. You have limited permission to make hard copy or other reproductions of any machine-readable documentation for your own use, provided that each such reproduction shall carry this copyright notice. No other rights under copyright are granted without prior written permission. The document is not intended for production and is furnished “as is” without warranty of any kind. All warranties on this document are hereby disclaimed including the warranties of merchantability and fitness for a particular purpose.

About ACTIVE Network, LLC

ACTIVE Network, LLC is a technology and media company that helps millions of people find and register for things to do and helps organizations increase participation in their activities and events.

For more information about ACTIVE Network, LLC products and services, please visit ACTIVEnetwork.com.

ACTIVE Network, LLC

717 North Harwood Street

Suite 2500

Dallas, TX 75201