



ACTIVE Net Captivate 1.4 Release Notes
(v1)

Version	Date
1	October 7, 2020

ACTIVE Network, LLC

© 2020 Active Network, LLC, and/or its affiliates and licensors. All rights reserved. No part of this publication may be reproduced, transmitted, transcribed, stored in a retrieval system, or translated into any computer language, in any form or by any means, electronic, mechanical, magnetic, optical, chemical, manual, or otherwise, without prior written permission. You have limited permission to make hard copy or other reproductions of any machine-readable documentation for your own use, provided that each such reproduction shall carry this copyright notice. No other rights under copyright are granted without prior written permission. The document is not intended for production and is furnished "as is" without warranty of any kind. All warranties on this document are hereby disclaimed including the warranties of merchantability and fitness for a particular purpose.

ACTIVE Network, LLC
Dallas Corporate Office
717 N. Harwood Street, Suite 2500
Dallas, Texas 75201

About ACTIVE Network, LLC

ACTIVE Network, LLC is a technology and media company that helps millions of people find and register for things to do and helps organizations increase participation in their activities and events.

For more information about ACTIVE Network, LLC products and services, please visit [ACTIVEnetwork.com](https://www.ACTIVEnetwork.com).

Table of contents

- ACTIVE Net Captivate staff site new features 4**
 - Single Sign On using ACTIVENet accounts.....4
- ACTIVE Captivate mobile app new features..... 6**
 - Notify consumers when an open activity spot is available6

ACTIVE Net Captivate staff site new features

Single Sign On using ACTIVENet accounts


Previously, to log into the ACTIVE Net Captivate staff site, staff users had to use login credentials provided by ACTIVE Net Captivate.

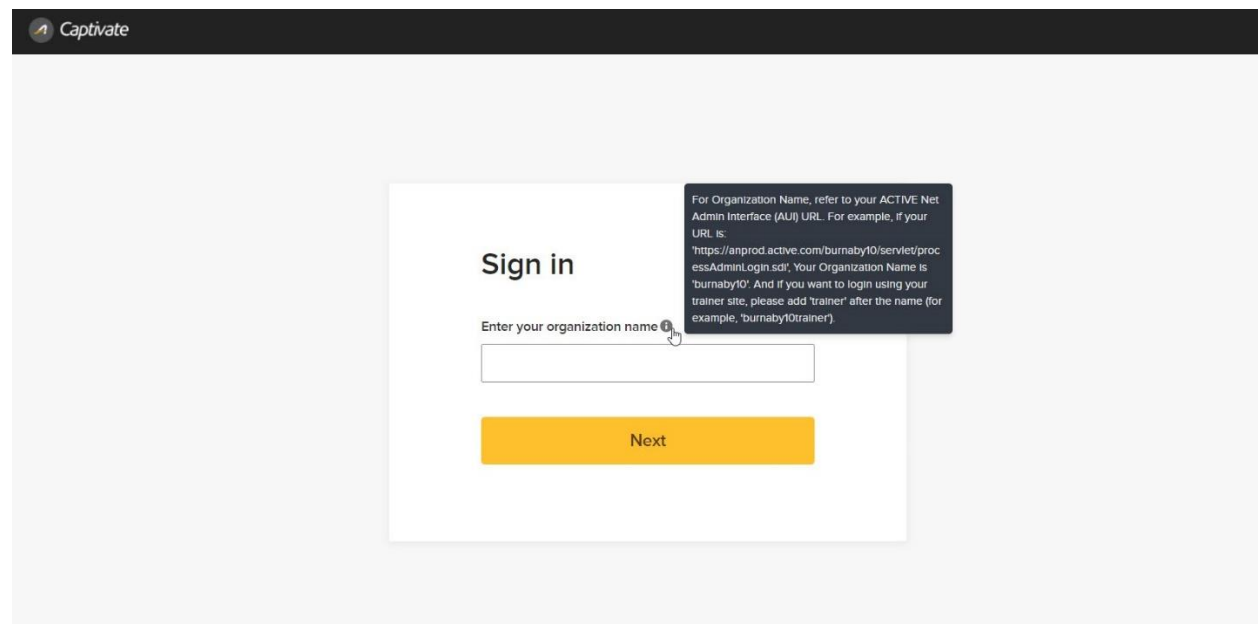
Now, for convenience:

- The ACTIVE Net Captivate staff site supports Single Sign On using ACTIVENet account login credentials.
- The previous login credentials provided by ACTIVE Net Captivate are no longer valid.

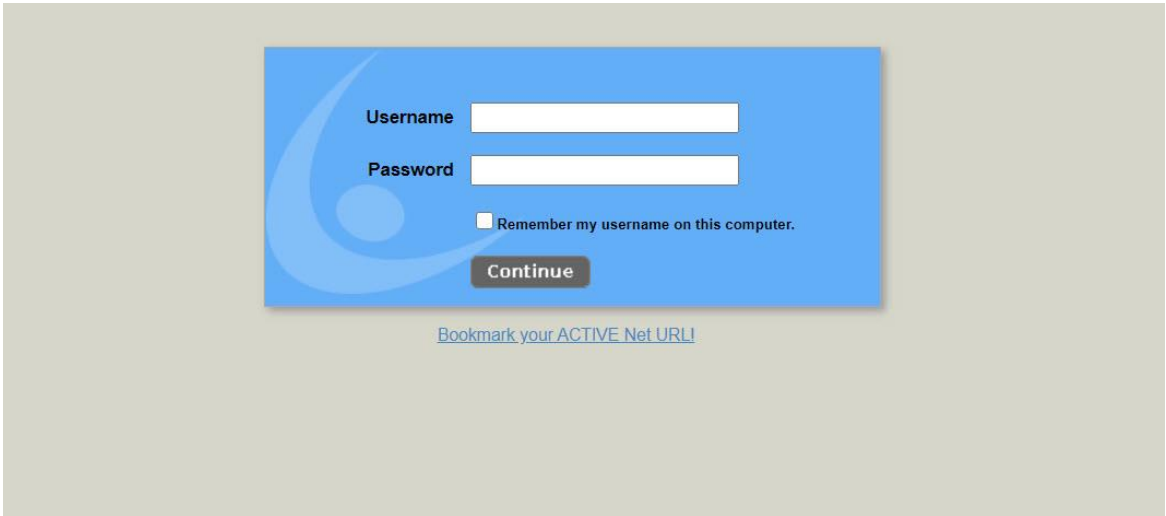
To grant access to the ACTIVE Net Captivate staff site to an ACTIVENet system user account, select the **ACTIVENet AUI > Administration Home > System Settings > System Users > select specific system user > System Admin?** check box.


To log into the ACTIVE Net Captivate staff site:

1. On the **ACTIVE Net Captivate staff site > Sign In** screen, to determine the organization name for your organization, hover the cursor over the  icon. In the **Enter your organization name** field, enter the ACTIVENet organization name and then click **Next**.



2. On the ACTIVENet AUI login page, enter your username and password and then click **Continue**.



The organization name will be saved and will automatically be filled in the **Enter your organization name** field in future. To delete a saved organization name, click the  icon:



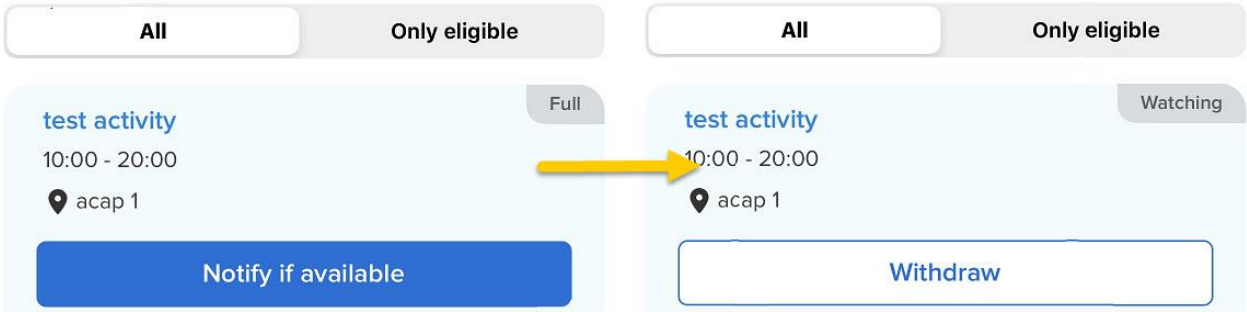
Reference: ALK-813.

ACTIVE Captivate mobile app new features

Notify consumers when an open activity spot is available

On the **Schedule** page, for a fully registered activity, to subscribe for a notification when the activity has an open spot, consumers can tap the **Notify if available** button. The top-right corner of the activity will then display **Watching**.

If the customer is no longer interested in the activity, then tapping the **Withdraw** button unsubscribes the customer from the notification.



Reference: ALK-880.